



## TARGET GRADUATE TRENDS SURVEY 2006/2007

Analysis of the IT sector over the last six years.

The TARGET *Graduate Trends Survey* is based on the data supplied to the TARGET *by sector* series by graduate recruiting organisations.

January 2007

GTI Specialist Publishers, The Barns, Preston Crowmarsh,  
Wallingford, Oxon OX10 6SL, UK  
Tel. +44 (0)1491 828905 Fax. +44 (0)1491 826401  
[www.groupgti.com](http://www.groupgti.com)

© GTI Specialist Publishers, January 2007

# Introduction

This report into trends in graduate recruitment in the IT sector over the last six years has been compiled from forms completed by graduate recruiters advertising in the last six issues of TARGET *IT*.

GTI is the market leader in terms of the number of employer advertisers in each of our TARGET *by sector* titles so we are confident that the findings are the best representation of the graduate recruitment situation within each of the sectors.

Nine sectors have been analysed in the TARGET *Graduate Trends Survey 2006/2007*. These are: engineering, IT, law (solicitors and barristers), banking and investment, finance, management consulting, the built environment and property.

## The organisations involved

Over 52 recruiters in the IT sector completed forms this year to provide us with the data to complete the survey.

We asked them to estimate their current and future vacancies, the number of applications received and the starting salary for graduates.

We also asked them to comment on selection methods, benefits packages, degree disciplines sought and work experience.

The TARGET *Graduate Trends Survey* is the largest and most comprehensive graduate survey in the UK.

# Analysis of IT statistics

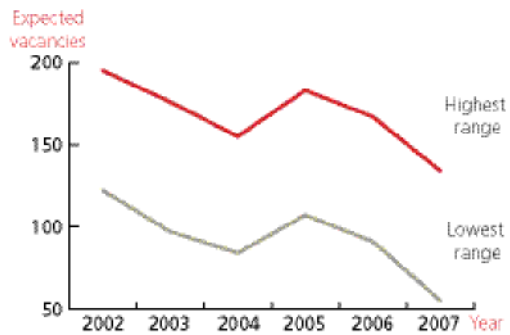


## Headlines for the IT sector

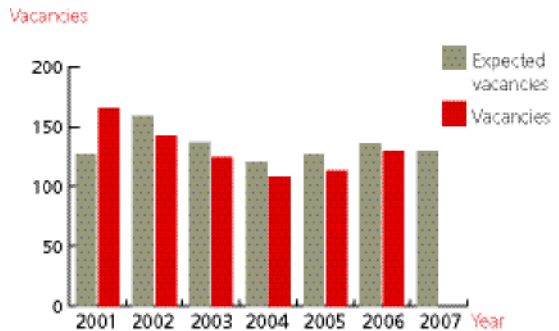
- The average number of vacancies per organisation has dropped slightly, falling from 136 to 130.
- The industry is less confident than it has been, with the average number of expected vacancies falling from 129 to 95.
- Fewer graduates are choosing to pursue careers in IT. The average number of applications received by IT recruiters has dropped considerably – from 3,524 last year to a low of 2,327 this year.
- Average starting salaries remain just over £26,000 despite the fall in anticipated vacancies.
- Benefits offered to graduates have remained fairly stable, with a slight fall in life assurance – down to 60 per cent from 73 per cent.
- 75 per cent of IT employers are now offering work experience – a fall from last year’s 86 per cent, bucking the upward trend of the past four years.

Please note that average figures were used for this analysis, ie the middle figure between the lowest and the highest range. Some of the data was collected in ranges, eg for vacancies the response options were 0-5, 6-10, 11-20 etc. On the graphs the lowest range uses the smaller figure and the highest range uses the upper figure. Unless otherwise stated, the headline findings use the average figure.

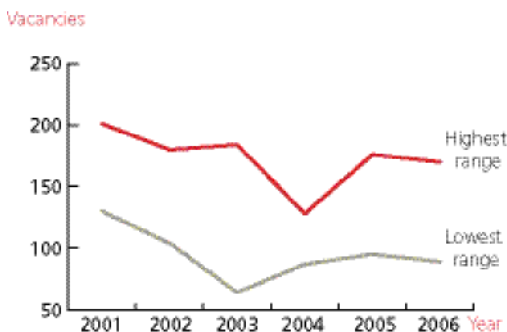
Average number of expected graduate vacancies



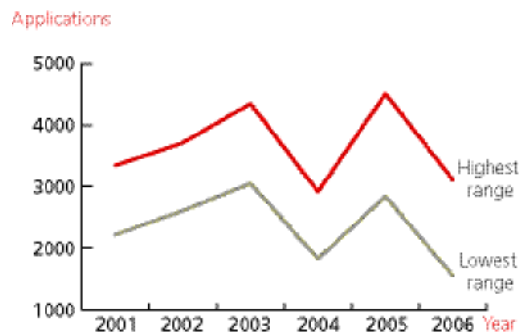
Comparison of average number of vacancies versus expected vacancies



Average number of graduate vacancies



Average number of applications received by IT employers

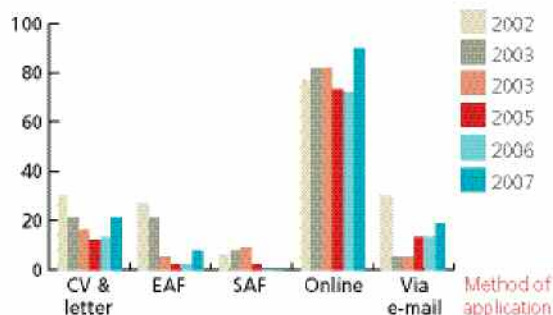




# Analysis of IT statistics

## Percentage of employers using each application method

% Employers



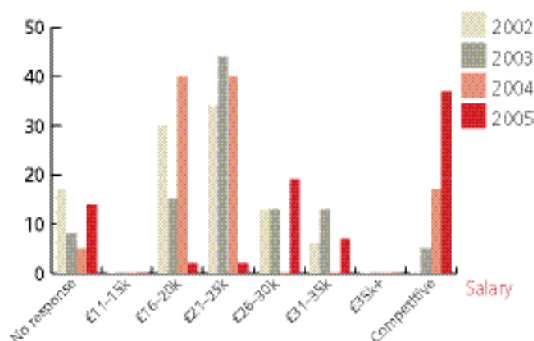
## Average graduate starting salaries

	2002	2003	2004	2005	2006	2007
High	£24,716	£26,764	£26,000	£28,095	£27,774	£27,692
Low	£20,716	£22,764	£22,000	£24,095	£24,613	£24,615

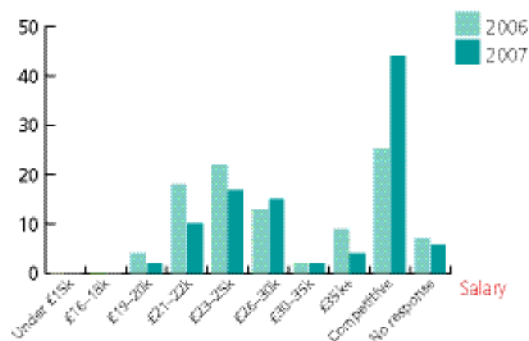
Due to the inflation of average salaries over the years, this year's survey sees new salary bands in the graph below, with the highest band now classed at £35,000 or more. The lower bands have also been divided into further categories to make them more specific: for instance, the previous £16–20K salary has now been split into two new bands, £16–18K and £19–20K.

## Salaries offered

% Employers

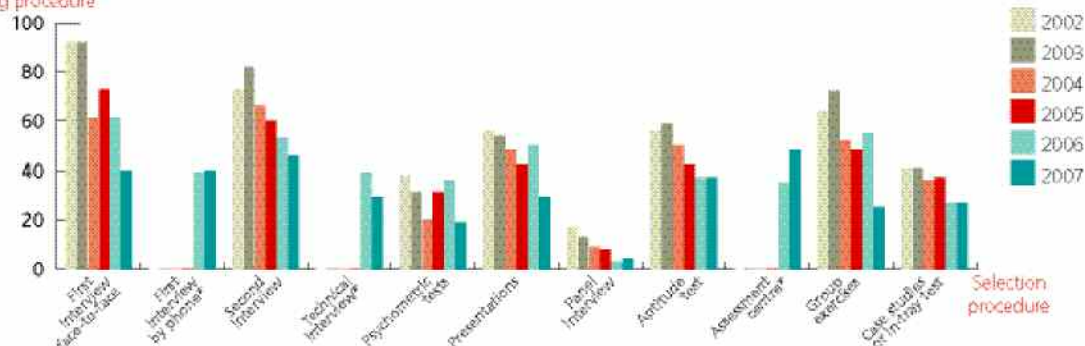


% Employers



## Selection procedures favoured by IT employers

% Employers using procedure

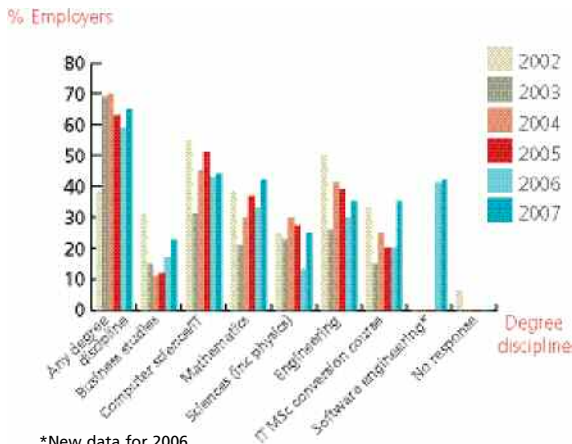


\*New data for 2006



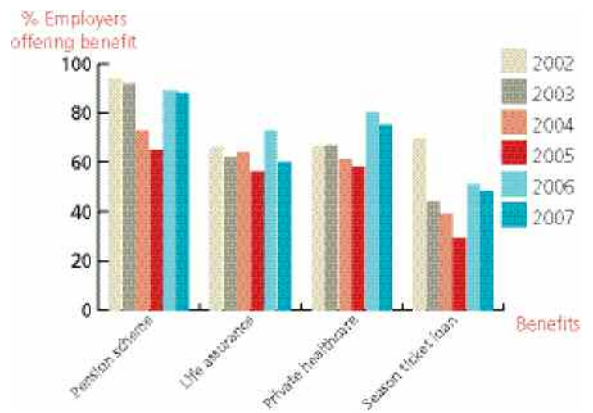
# Analysis of IT statistics

## Degree disciplines sought for IT careers



\*New data for 2006

## Benefits offered to graduates



## Percentage of employers offering work experience

