



TARGET GRADUATE TRENDS SURVEY 2006/2007

Analysis of the law sector (barristers) over the last six years.

The TARGET *Graduate Trends Survey* is based on the data supplied to the TARGET *by sector* series by graduate recruiting organisations.

January 2007

GTI Specialist Publishers, The Barns, Preston Crowmarsh,
Wallingford, Oxon OX10 6SL, UK
Tel. +44 (0)1491 828905 Fax. +44 (0)1491 826401
www.groupgti.com

© GTI Specialist Publishers, January 2007

Introduction

This report into trends in graduate recruitment in the law sector (barristers) over the last six years has been compiled from forms completed by graduate recruiters advertising in the last six issues of *TARGET Law*.

GTI is the market leader in terms of the number of employer advertisers in each of our *TARGET by sector* titles so we are confident that the findings are the best representation of the graduate recruitment situation within each of the sectors.

Nine sectors have been analysed in the *TARGET Graduate Trends Survey 2006/2007*. These are: engineering, IT, law (solicitors and barristers), banking and investment, finance, management consulting, the built environment and property.

The organisations involved

Over 45 chambers completed forms this year to provide us with the data to complete the survey.

We asked them to estimate their current vacancies and the average awards and guaranteed earnings for pupils.

We also asked them to comment on application methods, mini-pupillage opportunities and closing dates for graduate applications.

The *TARGET Graduate Trends Survey* is the largest and most comprehensive graduate survey in the UK.

Analysis of law statistics – barristers

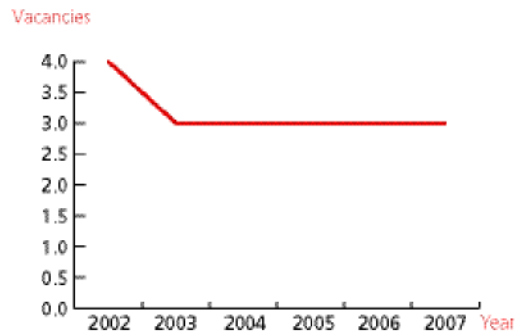


Headlines for the law sector – barristers

- The average number of pupillage vacancies per set remains unchanged at three, reflecting the overall stability of the profession’s recruitment.
- There is a continued increase in the number of sets offering awards and guaranteed earnings at the top of the scale, with 40 per cent of all sets offering over £35,000.
- The average pupillage award has dropped slightly from £29,538 last year to £27,156 this year.
- The percentage of sets offering mini-pupillages stands at a reassuring 95 per cent.

Please note that average figures were used for this analysis, ie the middle figure between the lowest and the highest range. Some of the data were collected in ranges, eg for vacancies the response options was 0–5, 6–10, 11–20 etc. On the graphs the lowest range uses the smaller figure and the highest range uses the upper figure. Unless otherwise stated, the headline findings use the average figure.

Average number of pupillage vacancies

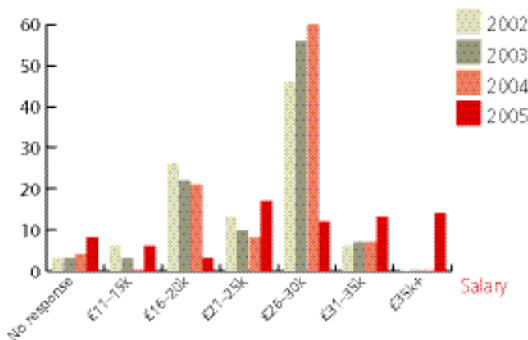


Average awards and guaranteed earnings

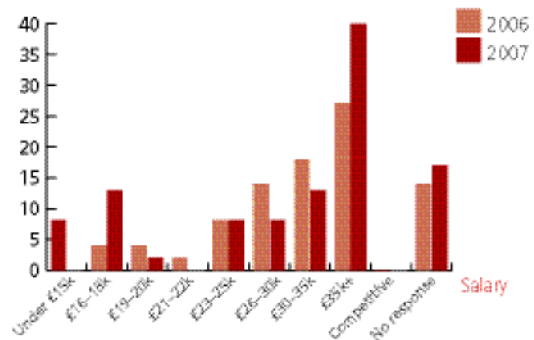
	2002	2003	2004	2005	2006	2007
High	£19,704	£22,500	£25,789	£26,373	£32,525	£30,229
Low	£15,113	£17,694	£21,263	£23,000	£26,550	£24,083

Awards during pupillage

% Chambers



% Chambers



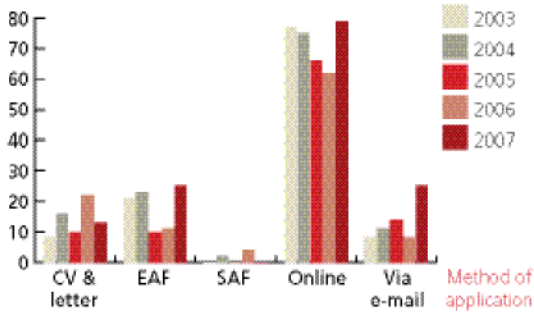
Due to the inflation of average salaries over the years, this year’s survey sees new salary bands in this graph, with the highest band now classed at £35,000 or more. The lower bands have also been divided into further categories to make them more specific: for instance, the previous £16–20K salary has now been split into two new bands, £16–18K and £19–20K.

Analysis of law statistics – barristers

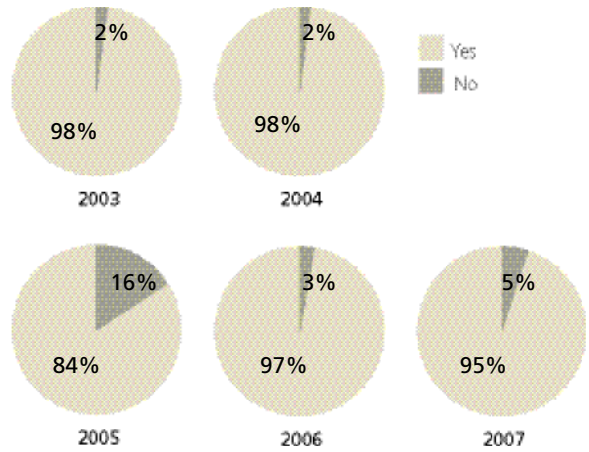


Percentage of chambers using each application method

% Chambers

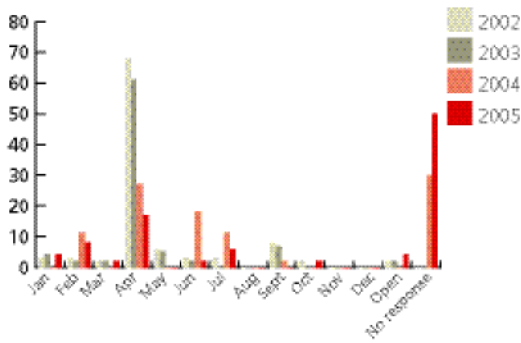


Sets offering mini-pupillage



Closing date for graduate applications

% Chambers



% Chambers

